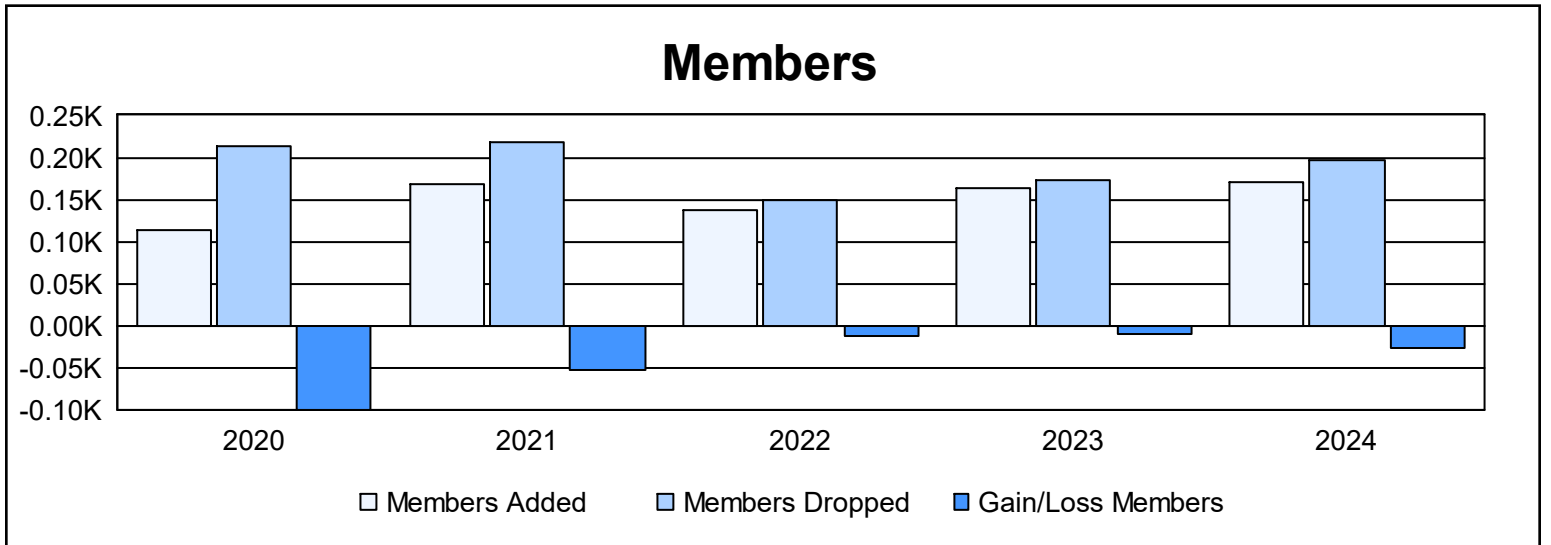
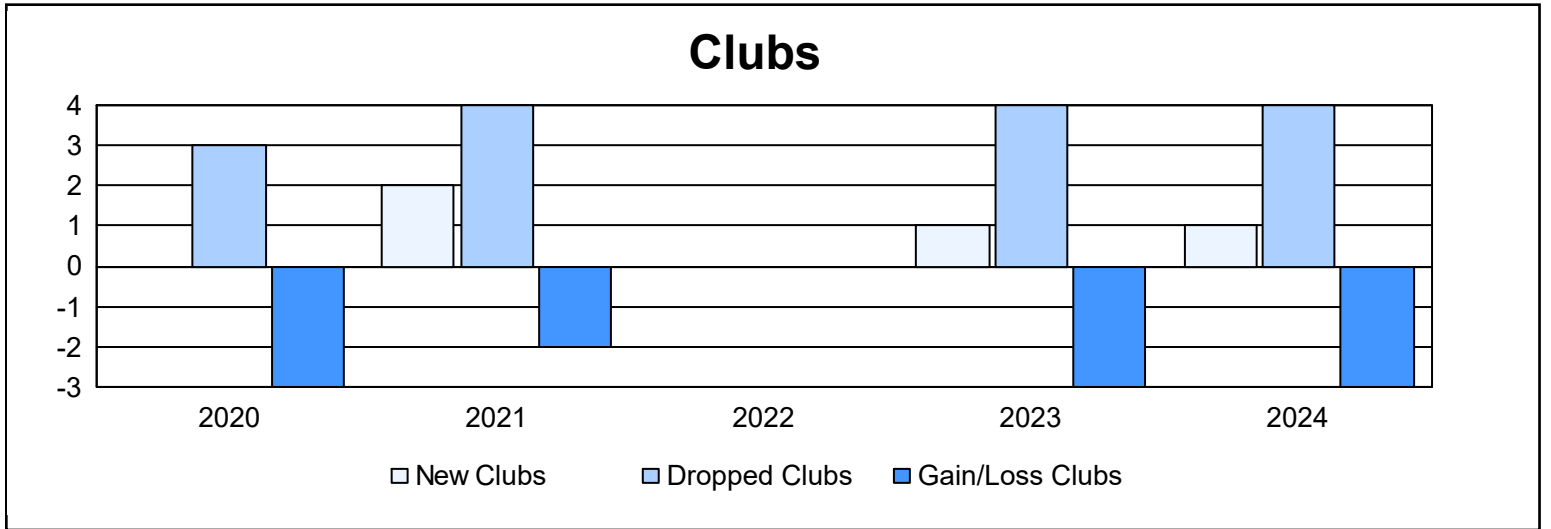
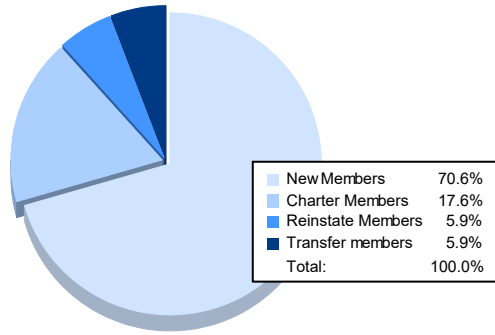


Year	New Clubs	Dropped Clubs	Gain/ Loss Clubs	New Members	Charter Members	Reinstate Members	Transfer Members	Total Member Added	Total Members Dropped	Gain/ Loss Members
2019-2020	0	3	-3	87	18	5	3	113	213	-100
2020-2021	2	4	-2	97	61	2	7	167	219	-52
2021-2022	0	0	0	124	5	2	5	136	148	-12
2022-2023	1	4	-3	114	22	10	17	163	172	-9
2023-2024	1	4	-3	120	30	10	10	170	197	-27
<b>Average</b>	<b>1</b>	<b>3</b>	<b>-2</b>	<b>108</b>	<b>27</b>	<b>6</b>	<b>8</b>	<b>150</b>	<b>190</b>	<b>-40</b>



### Membership Composition June 2024 Cumulative



### Gender Composition June 2024 Cumulative

